


















Feature operation







AutoDial		
Store	AutoDial 	AutoDial 
Use		AutoDial 
Display	Display 	AutoDial 





Call Forward		
Activate	Fwd 	Fwd 
Deactivate		Fwd 
Reinstate	Fwd 	Fwd 
View number	Display 	Fwd 




Call Pickup		
		Pickup 

Call Waiting		
Answer		Call Waiting (Hold) 
Return to first call		(Goodbye) 

Conference		
	Conf 	Conf 






Handsfree		
Activate		(Handsfree) 
Switch to handset		(Goodbye) 
Handset to handsfree		(Goodbye) 



Activate Headset		
		(Headset) 
		(Goodbye) 

Hold		
Place a call on hold		(Hold) 
Return to a held call		






Last Number Redial		
		

Message		
		(Msg/Inbox) 











Ring Again		
Activate	RngAgn 	
When notified		RngAgn 
Deactivate		RngAgn 

Transfer		
	Trans 	Trans 

Adjust volume		
		or 
	(Volume +)	(Volume -)

Legend	
Icon	Action
()	Indicates the key cap text label. For example, (Message).
	Lift the handset, press the line (DN) key or the Handset key.
	Replace the handset, or press  to end the call.
	Dial a number.
	Press a line/feature key.

Legend (continued)

Icon	Action
	An icon flashes when a feature is being programmed. An icon lights steadily when a feature is active.
	Press the Services key once for call platform features or press the Services key twice to access Local Tools menu options.
	Press the Message/Inbox key.
	Press the Up/Down Navigation keys
	Press the Enter key
	Press the Headset key.
	Press the Handsfree key.
	Press the Mute (on/off) key.
	Press the Directory key.
	Press the Quit/Stop key.






Services and Telephone Options menus

Services menu		
		

Note: The **Services** menu contains the **Telephone Options**, **Password Admin**, and **Virtual Office Login**. Some options are not available on all Nortel IP Phone 1220 phones. Consult your system administrator.

The following are the most commonly used options:

Telephone Options menu		
Volume adjustment		

Pick one of:
 Ringer 
 Handset Listen 
 Handsfree Listen 
 Headset Listen 
 Buzzer  (Quit)

Contrast adjustment		
		 (Quit)

Language		
		 (Quit)

Note: This language setting controls the language used by features on your phone only. To set the language used elsewhere on your phone, press **Services** twice, select 1. Preferences, and select 2. Language.

Date/Time format		
		 (Quit)

Local DialPad Tone		
		 (Quit)

Ring type		
	Play 	 (Quit)

OnHook default path		
		 (Quit)

Note: The **Directory** key provides access to the Corporate Directory, Personal Directory, Redial List, and Callers List. For additional information about your IP Phone 1220, consult the *Nortel IP Phone 1220 User Guide*.

Nortel IP Phone 1220



To provide feedback or report a problem in this document, go to www.nortel.com/documentfeedback.

LEGAL NOTICE

While the information in this document is believed to be accurate and reliable, except as otherwise expressly agreed to in writing NORTEL PROVIDES THIS DOCUMENT "AS IS" WITHOUT WARRANTY OR CONDITION OF ANY KIND, EITHER EXPRESS OR IMPLIED. The information and/or products described in this document are subject to change without notice.

Date: May 2009

Document Release: Standard 02.01

Document Number: NN43141-100

Copyright © 2005–2009 Nortel Networks

All Rights Reserved.

Nortel, the Nortel logo, and the Globemark are trademarks of Nortel Networks.

NORTEL

www.nortel.com

IP Phone 1220

For Nortel Communication Server 1000

Quick Reference Card

