




















## Feature operation

AutoDial		
Store	AutoDial 	AutoDial 
Use		AutoDial 
Display	Display 	AutoDial 


Call Forward		
Activate	Fwd 	Fwd 
Deactivate		Fwd 
Reinstate	Fwd 	Fwd 
View number	Display 	Fwd 

Call Pickup		
		Pickup 

Call Waiting		
Answer	 (Hold)	Call Waiting 
Return to first call	 (Goodbye)	

Conference		
	Conf 	Conf 






Handsfree		
Activate	 (Handsfree)	 (Goodbye) (to end the call)
Switch to handset		
Handset to handsfree	 (Handsfree)	



Activate Headset		
	 (Headset)	 (Goodbye) (to end the call)

Hold		
Place a call on hold	 (Hold)	
Return to a held call		

Last Number Redial		
		






Message		
		

Ring Again		
Activate	RngAgn 	
When notified		RngAgn 
Deactivate		RngAgn 












Transfer		
	Trans 	Trans 

Adjust volume		
	 (Volume +)	or  (Volume -)

## Legend

Icon	Action
( )	Indicates the key cap text label. For example, (Message).
	Lift the handset, press the line (DN) key or the <b>Handset</b> key.
	Replace the handset or press  to end the call.
	Dial a number.
	Press a line/feature key.

## Legend (continued)

Icon	Action
	An icon flashes when a feature is being programmed. An icon lights steadily when a feature is active.
	Press the <b>Services</b> key once for call platform features or press the <b>Services</b> key twice to access Local Tools menu options.
	Press the <b>Message/Inbox</b> key.
	Press the <b>Up/Down Navigation</b> keys
	Press the <b>Enter</b> key 
	Press the <b>Headset</b> key.
	Press the <b>Handsfree</b> key.
	Press the <b>Mute (on/off)</b> key.
	Press the <b>Directory</b> key.
	Press the <b>Quit/Stop</b> key.

## Services and Telephone Options menus

Services menu		
		

**Note:** The **Services** menu contains the **Telephone Options**, **Password Admin**, and **Virtual Office Login**. Some options are not available on all IP Phone 1230 phones. Consult your system administrator.

The following are the most commonly used options:

Telephone Options menu		
Volume adjustment		

Pick one of:  
 Ringer   
 Handset Listen   
 Handsfree Listen  (Quit)  
 Headset Listen  
 Buzzer

Contrast adjustment		
		 (Quit)

Language		
		 (Quit)

**Note:** This language setting controls the language used by features on your phone only. To set the language used elsewhere on your phone, press **Services** twice, select 1. Preferences, and select 2. Language.

Date/Time format		
		 (Quit)

Local DialPad Tone		
		 (Quit)

Ring type		
	Play 	 (Quit)

OnHook default path		
		 (Quit)

**Note:** The **Directory** key provides access to the Corporate Directory, Personal Directory, Redial List, and Callers List. For additional information about your IP Phone 1230, consult the *Nortel IP Phone 1230 User Guide*.

# Nortel IP Phone 1230



To provide feedback or report a problem in this document, go to [www.nortel.com/documentfeedback](http://www.nortel.com/documentfeedback).

## LEGAL NOTICE

While the information in this document is believed to be accurate and reliable, except as otherwise expressly agreed to in writing NORTEL PROVIDES THIS DOCUMENT "AS IS" WITHOUT WARRANTY OR CONDITION OF ANY KIND, EITHER EXPRESS OR IMPLIED. The information and/or products described in this document are subject to change without notice.

Date: May 2009

Document Release: Standard 02.01

Document Number: NN43142-100

Copyright © 2005–2009 Nortel Networks.

All Rights Reserved.

Nortel, the Nortel logo, and the Globemark are trademarks of Nortel Networks.

# NORTEL

[www.nortel.com](http://www.nortel.com)

## IP Phone 1230

For Nortel Communication Server 1000

## Quick Reference Card

